


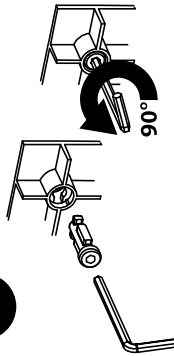
## FLATCUBE shelf system



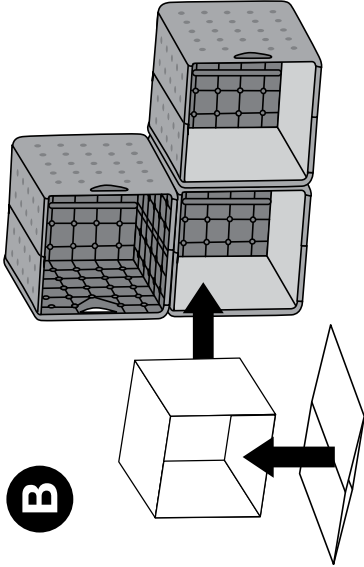
not included:



**A**

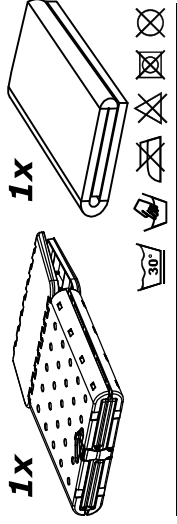
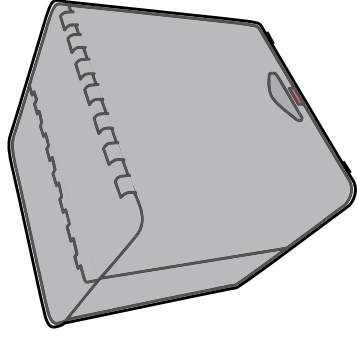


**B**



**Warning:**  
No more than 3 Flatcubes are to be piled on top of one another.  
The Flatcubes can be combined and interconnected to a shelf system depending on the requirements and number of Flatcubes.  
Take care, that during installation there is a smooth and level underground and the Flatcubes have a stable base. Secure all Flatcubes with the provided 4 connector elements.

## FLATCUBE



not included:



**IMPORTANT: KEEP THESE INSTRUCTIONS IN A SAFE PLACE FOR FUTURE REFERENCE. PLEASE READ CAREFULLY.**

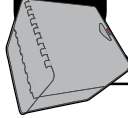
The Flatcube is DIN EN581 certified and is approved for the contract sector. The distributor accepts no liability for damages of any kind incurred by the customer through excess load or inappropriate handling.

**EN**

Patent Pending

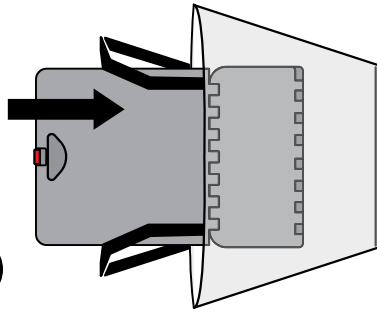


## FLATCUBE incl. textile cover

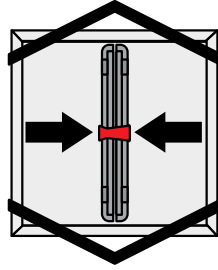


**A**

put cube in cover

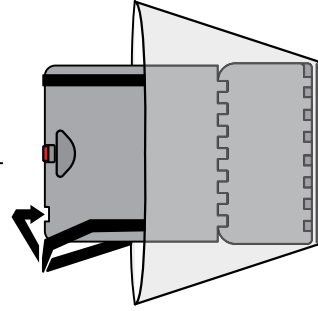


place centered



**B**

mount elastic straps

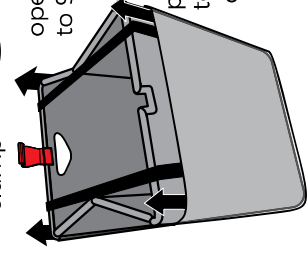


**C**

open clamp



open cube to 90%

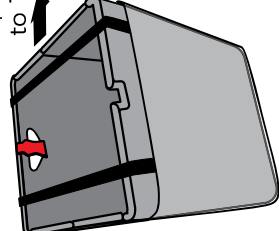


**D**

close clamp



open cube to 100%



**E**

MAX 150KG

